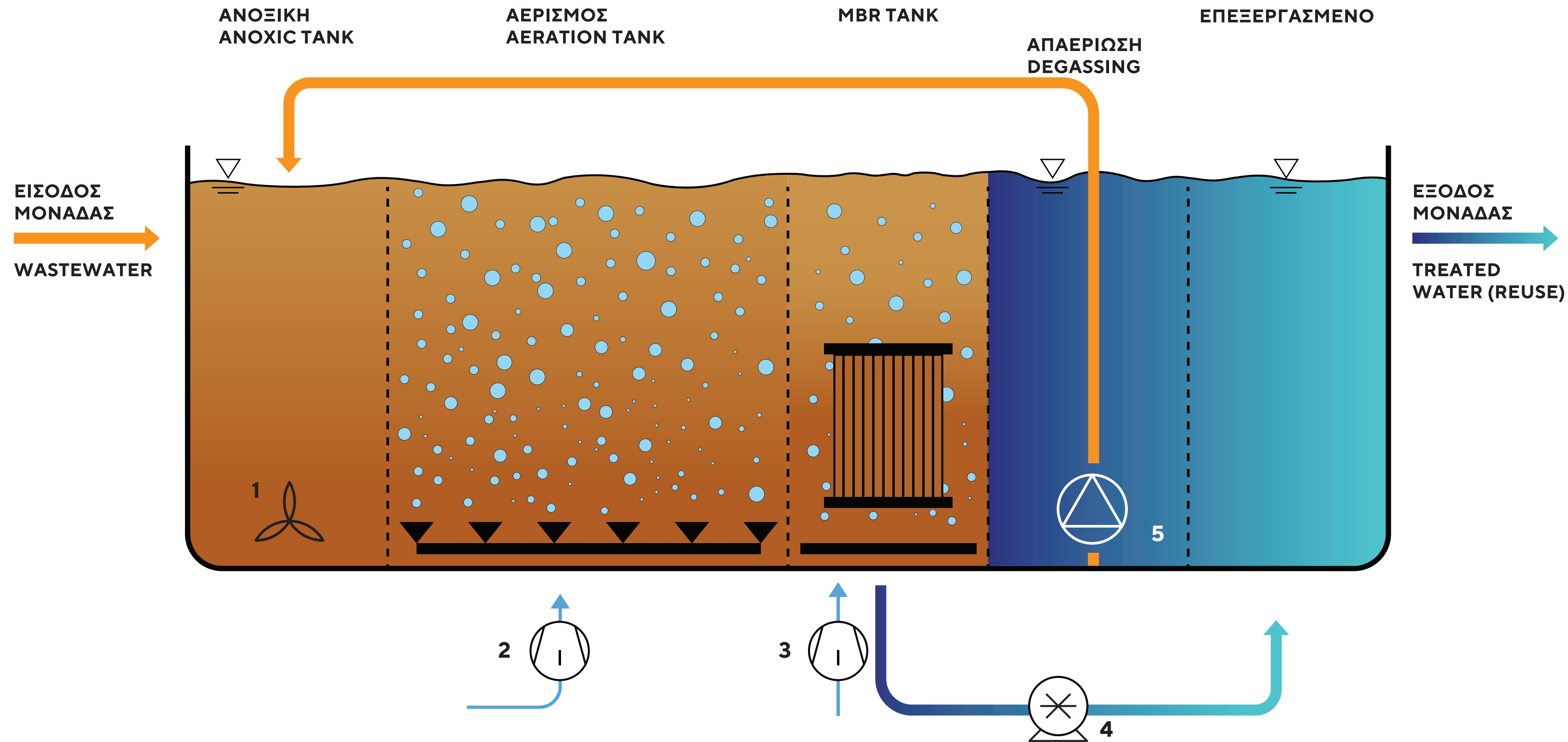






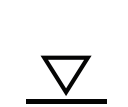


FLOW DIAGRAM OF THE MBR SYSTEM



-  1. ΑΝΑΔΕΥΤΗΡΑΣ / MIXER
-  2. ΦΥΣΗΤΗΡΑΣ ΑΕΡΙΣΜΟΥ / AERATION BLOWER
-  3. ΦΥΣΗΤΗΡΑΣ ΜΒΡ / MBR BLOWER
-  4. ΑΝΤΛΙΑ ΔΙΗΘΗΜΑΤΟΣ / PERMEATE PUMP
-  5. ΑΝΤΛΙΑ ΑΝΑΚΥΚΛΩΣΗΣ / REC. PUMP
-  6. ΜΕΜΒΡΑΝΗ / MEMBRANE MODULE
-  7. ΣΤΑΘΜΗ ΝΕΡΟΥ / WATER LEVEL

— Wastewater
 — Clean water
 — Processed air